



## ECO Bracelet and Necklace



These are materials we are going to need:

1. Mercerized cotton thread (I'm using Ant Lydia #10, ecru).
  2. Light weight beads about 5 mm in diameter. Mine are "Blue Moon Beads", 36 in (about 91 cm) wood bead strand from Joann.
- You might need several strands. The maximum length I get from 1 strand is 28 in (about 39 cm). It is enough for a bracelet or a very short necklace.
3. The hook (1.10 mm).
  4. A needle to hide the ends.
  5. Scissors.
  6. Ruler or tape measure.
  7. A button for closer (I used a round shell bead, that can be bought as a strand in Joann or in other craft stores as well).



Leave the end of the thread long enough to use it to attach a button later.


Ch10.

Free the hook and pick up a bead on it.

1



2



Pick up the working loop and pull it through the bead.

Ch 1

3



4



Ch 5.

Insert the hook into the 6th loop from the bead.



5



Make a sl st.

6



This stitch is made like offset puff:  
Repeat 3 times the following: Yo, insert the  
hook around the chain and draw up a loop.

7



Yo, then draw it through all loops on the hook.

8



Ch 1.



Ch 15. Free the hook and pick up a bead on it.  
Pick up the working loop and pull it through the bead.

9



10



Ch 10. Insert the hook into the 10th loop from the  
bead (5th from the previous droplet). Make a sl st.

# 13




Make an offset puff:  
Repeat 3 times : Yo, insert the hook around the chain and draw up a loop.  
Yo, then draw it through all loops on the hook. Ch 10.  
(Pic. 6-8)

# 14




Then, go to the pic. 2 and repeat the whole pattern.  
Continue to do so until the length will be at least 3 times more than desirable length of the bracelet or necklace.





Fold your crocheted piece the way shown on the picture and twist it around itself.



15



16



Connect the strands on the side of the working loop with several slip stitches.

Then, chain for the button hole; the length of the chain should match your button. Make a ring with a sl st. Crochet dc stitches into the button hole. Finish the round with a sl st.

On the other side, use the end of the thread to connect the strands and attach the button. I used a shell instead of a regular button.



17



18



Mine is 28 inches long,  
very short necklace.

If folded twice, it makes  
nice bracelet.